

# SHOP DRAWINGS

## CORNER GUARD & U-SHAPE END WALL CAP

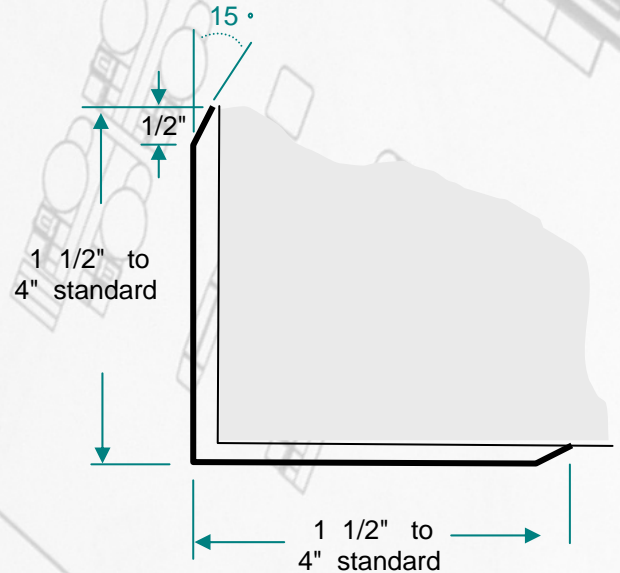
### STAINLESS STEEL CORNER GUARDS

- \*Type 430
- \*Satin finish # 4
- \*20, 18, 16 gauge standard thickness
- \*All edges ground smooth, corners rounded.
- \*Caulk top with clear & bottom with gray.
- \*Adhered to wall.
- \*15 Degree 1/2" edges.
- \*Satin finish grain to run horizontal on 5' or less height wraps, vertical grain on 6' height or greater.

Model  
**CG90**



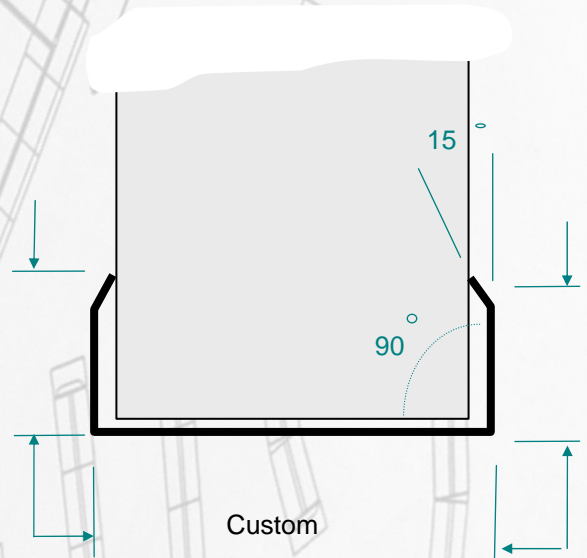

Model  
**CG90**



### STAINLESS STEEL U-SHAPE END WALL CAPS

- \*Type 430
- \*Satin finish # 4
- \*20, 18, gauge standard thickness
- \*All edges ground smooth, corners rounded.
- \*Caulk top with clear & bottom with gray.
- \*Adhered to wall.
- \*15 Degree 1/2" edges.
- \*Satin finish grain to run horizontal on 5' or less height wraps, vertical grain on 6' height or greater.

Model  
**CB**



**NOTE\*** No wall corner is actually 90 degrees or perfectly straight, thus the guards should allow for this, by incorporating a 1/2" x 15 degree edge this allows for imperfections & a ramp effect for object deflection.